

ADARSA DRESS PALACE

Makes Make-Up Easy



*& provides everything
from Head to Toes for Dance*

ADARSHA DRESS PALACE

Makes Make-Up Easy

In the growing field of Indian classical dance globally, many young enthusiastic children are coming forward to learn this great art of dance. With the increase of the dancers every year makeup artists are not increasing, Makeup plays an important role in the dance performance. Though makeup artists are available, Professional and good makeup artists are handful. Everyone who is learning this great art of dance should also learn makeup and become independent not depending on a makeup man for their performance.



DO YOUR MAKEUP BETTER THAN PROFESSIONALS

1. There is an exponential growth of Bharata Natyam and Kuchipudi dancers , especially abroad . A very welcome sign . However the number of makeup artistes is not increasing in the same proportion . This is known to you “the experienced and budding dancers “ . Many a time the clients of Adarsha dress palace ordained us to find a solution .

2 . Now we have come with a solution . Conducting “ DIY (DO IT YOURSELF) MAKEUP “ workshops by reputed professionals in a comfortable environment . Yes ! you can do your own makeup . The advantages

a) Finding a professional makeup man may be difficult in times of need .Even if you find one , he may not give you full attention to each individual dancer as he has to do makeup for many at the same time . b) Ladies may feel uncomfortable to get their makeup done by male makeup men . Embarrassing situations can be avoided by learning this art . c) The makeup materials need to be chosen with great care , otherwise they can damage your skin . By selecting materials which suit your skin types and bodies , you can ensure that your health is not compromised . Makeup men may at times compromise for a few bucks and use inferior materials .

d) Doing your own makeup fills you with pride . It will make you a professional in an allied field apart from your own . It allows you to help your friends in times of need . You don't have to run from pillar to post ,just to find a makeup man . Thus you will avoid unnecessary hassles .

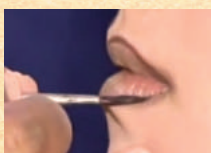
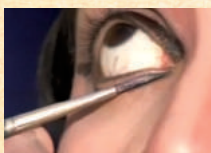


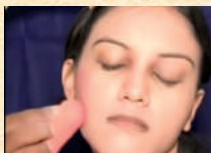
3 . What is mentioned here about the advantages of make up are just indicative to create interest and awareness .Apart from this many spinoffs will be there .

We wish to exhort ,urge you to attend the workshop in a comfortable ,conducive and professional atmosphere and greatly benefit .

Adarsha dress palace teaches makeup to these budding artists through makeup workshops on charge from the participants. Here the concept is young dancers can be given makeup help either by senior students / teachers / parents / family members. On Completion of the workshop the participants will be provided by a makeup kit and makeup video CD free. Adarsha Dress Palace requests the entire dance Gurus to encourage these budding artists to learn makeup through our makeup workshop and become independent in makeup even.

Cosmetics (Material) for the Make-up


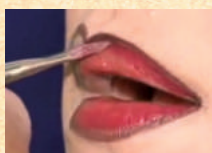
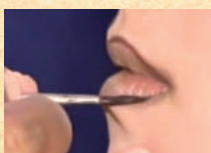
Panstick ■ Powder ■ Lipsticks ■ Sponge ■ Brushes ■ Cheek Rouge ■ Spirit Gum ■ Kajal 5 ■ Alta Gold Powder ■ Pancake (body Color No.'s 25, 26, 27 Yellow, Egyptian Dark, Blue, Red Etc.)



Step by Step Makeup Procedure

- Clean the face with a wet sponge.
- Apply pan stick evenly on the face without showing any patches.
- Apply cheek rouge on the face.
- Apply powder on the face and remove with the help of a wet sponge
- Apply pan cake on the face evenly without showing patches or gaps
- Apply cheek rouge on the cheeks with the help of blusher and mix it into the pan cake so that the cheek color looks similar redness where every you apply.
- Apply Egyptian dark pan cake on the sides of the nose lighter.
- Apply one more coating of the pan cake on the tip of the nose little thicker.
- Shaping the eyebrows with help of black liner and a eye brow brush elevating the middle portion of the eyebrow and shape the lower portion of the eyebrow and make the eyebrow darker and thicker. The end of the eyebrow line should be narrow and goes down towards the kaja.
- Apply spirit gum with help of a brush at the lower portion of the eyebrow where shaping is done to make the unwanted hair not to be seen and apply pan stick and pan cake on the spirit gum application and after this apply gold powder after mixing with the pancake on the patch work and shaping work of the lower eyebrow evenly not making thick line.
- Apply kajal with the kaajal brush sharp and narrow line. The end portion of the kajal line should go towards the end portion of the eyebrow without touching each other.
- Apply lip liner with the help of a lipstick brush and fill the lips with red lipstick.
- Apply yellow pancake mixing with skin color pancake as a final touch up on the face without touching the cheek rouge part, eyebrows and kajal and lipstick part which gives a golden glow to the face.
- Stick the Tilak sticker appropriately and white color as given in the makeup kit making a V below the Tilak Sticker.
- Ensure pancake and pan stick is also applied on the neck and behind the ears.

Last but not the least remove the unnecessary makeup particles from the face with help of a blusher brush.



**Manufacturers & Suppliers of
Allied Products for Kuchipudi & Bharat Natyam
& other Indian Classical Dance Forms**



Contact : **T.S. Srinivas** Managing Director



**ADARSA
DRESS PALACE**

CINE, DRAMA & DANCE COSTUME SUPPLIERS

3-4-376/2/7, Lingampally, Kachiguda, Hyderabad-500027.

Phones : 040-27555444, 27564936, Mobile : 9848636526

E-mail: info@adarshadresspalace.com Website: www.adarshadresspalace.com



With best compliments from :

Dr. K. Uma Rama Rao Sangeeta Natak Academy Awardee

Founder Director : **LAYSA PRIYA** - Academy of Indian Dances & International
Centre for Higher Learning & Research, Hyderabad, INDIA.

Former Head of the Dept., of Dance : P.S. Telugu University Hyderabad.